

INDUSTRIAL PUSH-IN - Fittings

3

NORGREN

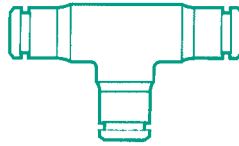
IMPERIAL PUSH IN FITTINGS

STRAIGHT CONNECTOR



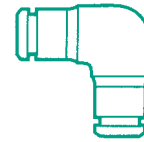
Tube OD	Part No	Pkt No
5/32	2901	PIF 463
3/16	2902	PIF 464
1/4	2903	
5/16	2904	PIF 466
3/8	2905	
1/2	2906	

TEE CONNECTOR



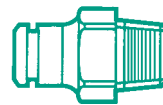
Tube OD	Part No	Pkt No
5/32	2911	
3/16	2912	PIF 474
1/4	2913	PIF 913
5/16	2914	PIF 476
3/8	2915	PIF 915
1/2	2916	

ELBOW CONNECTOR



Tube OD	Part No	Pkt No
5/32	2921	PIF 482
3/16	2922	
1/4	2923	
5/16	2924	PIF 485
3/8	2925	PIF 925
1/2	2926	

STRAIGHT STUD



Thread BSP	Tube OD	Part No	Pkt No
1/8	1/8	2930	
1/8	5/32	2931	PIF 499
1/8	3/16	2932	PIF 500
1/8	1/4	2933	PIF 933
1/8	5/16	2934	
1/4	3/16	2935	PIF 504
1/4	1/4	2936	
1/4	5/16	2937	
1/4	3/8	2938	PIF 938
1/4	1/2	2939	
3/8	3/8	2940	PIF 940
3/8	1/2	2941	
1/2	3/8	2942	PIF 942
1/2	1/2	2943	

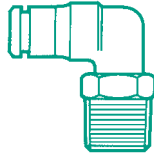
Phone: 01474 321954 Fax 01474 321988

INDUSTRIAL PUSH-IN - Fittings

NORGREN

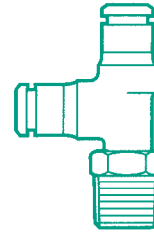
IMPERIAL PUSH IN FITTINGS

SWIVEL STUD ELBOW



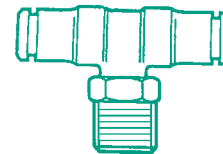
Thread BSP	Tube OD	Part No	Pkt No
1/8	5/32	2950	PIF 950
1/8	3/16	2951	PIF 519
1/8	1/4	2952	PIF 952
1/8	5/16	2953	
1/4	3/16	2954	PIF 522
1/4	1/4	2955	PIF 955
1/4	5/16	2956	PIF 956
1/4	3/8	2957	PIF 957
3/8	3/8	2958	PIF 958
3/8	1/2	2959	PIF 959
1/2	3/8	2960	PIF 960
1/2	1/2	2961	PIF 961

SWIVEL SIDE STUD TEE



Thread BSP	Tube OD	Part No
3/8	3/8	2976

SWIVEL BRANCH STUD TEE



Thread BSP	Tube OD	Part No	Pkt No
1/8	5/32	2980	
1/8	3/16	2981	
1/8	1/4	2982	PIF 536
1/4	1/4	2984	
1/4	5/16	2985	
1/4	3/8	2986	
1/4	1/2	2987	PIF 541
3/8	3/8	2988	PIF 543
3/8	1/2	2989	