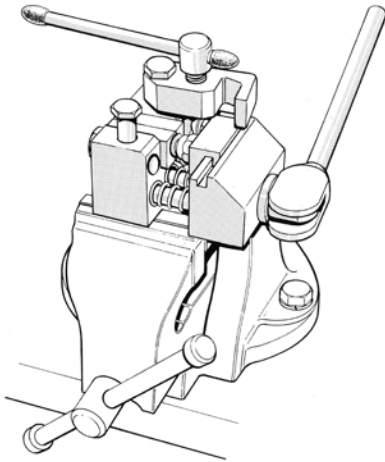


# Hydraulic - Tubing

## FLARING TOOL & ACCESSORIES

Amended 14.04.10

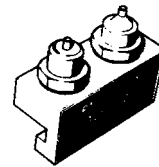
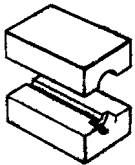
### Operations



1. The tool can either be mounted in a conventional bench-vice or on its own purpose built base plate.
2. Brake tubing is held in split dies which are secured by an over-head locking screw, mounted on a swing clamp.
3. The mandril is then positioned in its retainer and advanced into the flaring position by manual operation of the cam lever.

Description	Contains	Part No
Flaring Tool 2 piece	4.75mm + 3/16	6909
Flaring Tool 5 piece	4.75mm,3/16,1/4,5/16,3/8	6901
Flaring Tool 5 piece metric	4.75mm,6mm,8mm,10mm,12mm	6901M

### Punch & Die Sets



<b>Part No</b>	6901.1	6901.2	6901.3	6901.4	6901.5
<b>Tube OD</b>	3/16	1/4	5/16	3/8	1/2
<b>Part No</b>	6901.6	6901.7	6901.8	6901.9	6901.10
<b>Tube OD</b>	4.75mm	6mm	8mm	10mm	12mm

7